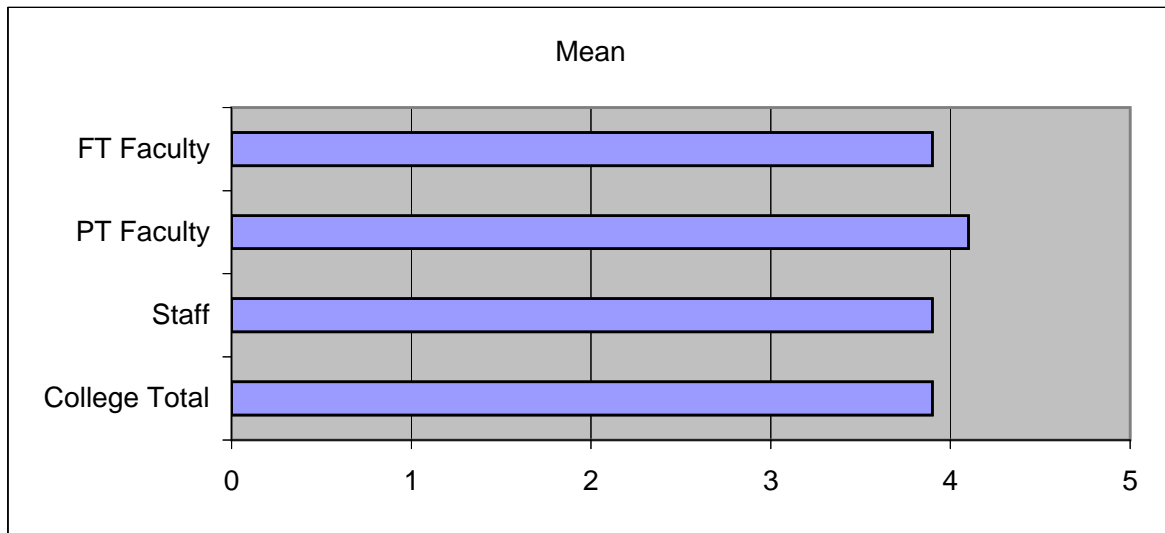


Section 10 - Institution-Specific Questions

Question 1: I would say that students are generally satisfied with their educational experiences here

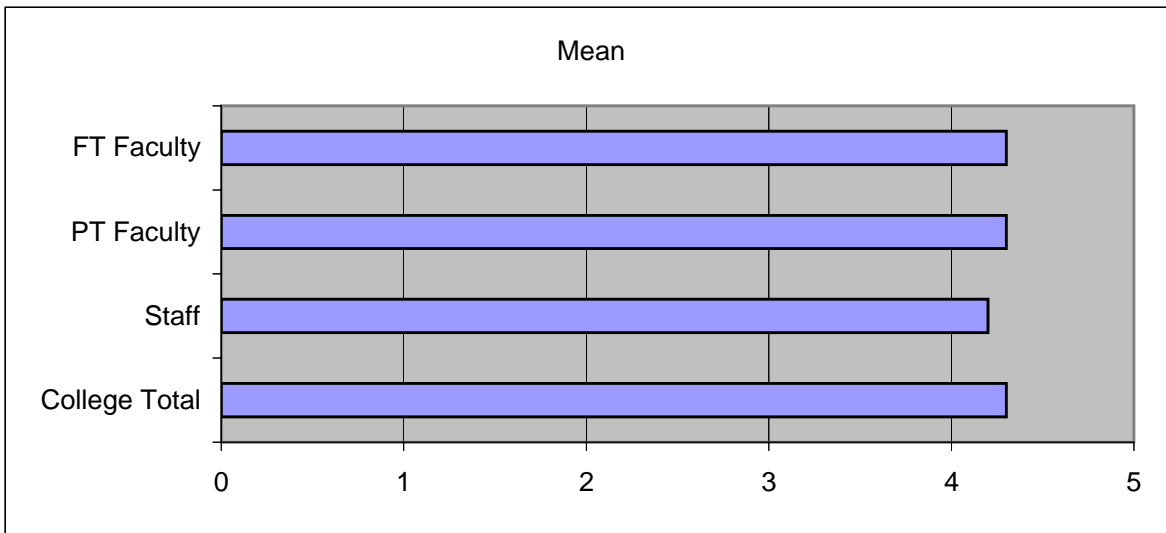
	Mean	1 Strongly Disagree	2 Disagree	3 Neither	4 Agree	5 Strongly Agree	Don't Know
College Total	3.9	0.4%	7.6%	5.2%	69.6%	14.4%	2.8%
Staff	3.9	--	8.9%	2.7%	72.3%	9.8%	6.3%
PT Faculty	4.1	1.3%	5.1%	5.1%	68.4%	20.3%	4.9%
FT Faculty	3.9	--	8.5%	10.2%	66.1%	15.3%	--



Section 10 - Institution-Specific Questions

Question 2: Columbia continues to offer academic programs that reflect advancing trends in arts and media

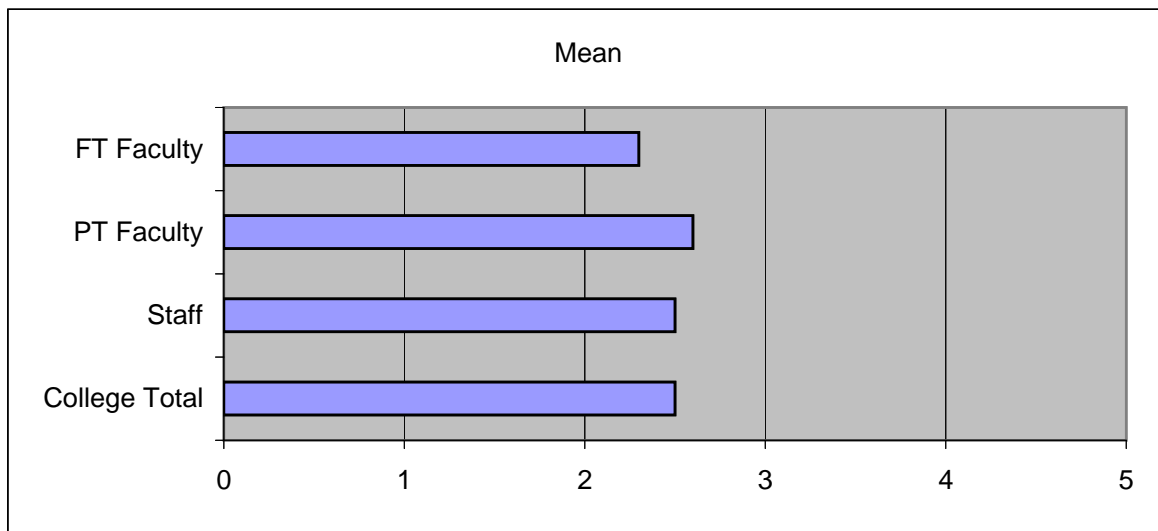
	Mean	1 Strongly Disagree	2 Disagree	3 Neither	4 Agree	5 Strongly Agree	Don't Know
College Total	4.3	0.8%	1.2%	2.8%	60.4%	32.4%	2.0%
Staff	4.2	--	1.8%	2.7%	63.4%	30.4%	--
PT Faculty	4.3	2.5%	1.3%	3.8%	49.4%	39.2%	3.8%
FT Faculty	4.3	--	--	1.7%	69.5%	27.1%	--



Section 10 - Institution-Specific Questions

Question 3: The College is successfully moving away from reliance on tuition revenues to operate

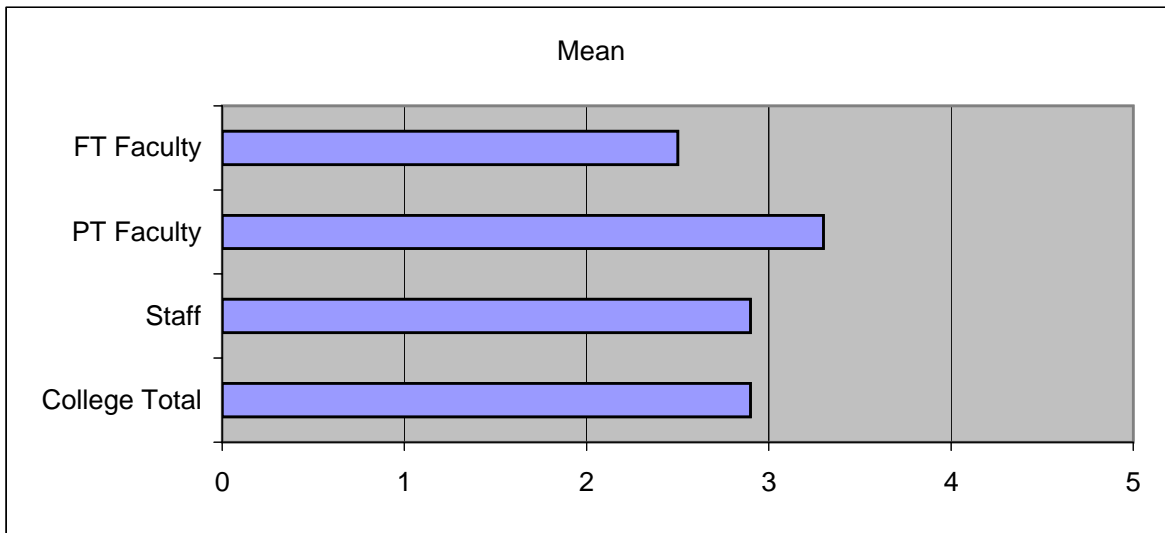
	Mean	1 Strongly Disagree	2 Disagree	3 Neither	4 Agree	5 Strongly Agree	Don't Know
College Total	2.5	13.6%	27.2%	11.2%	14.8%	1.6%	31.2%
Staff	2.5	15.2%	33.0%	11.6%	17.9%	2.7%	18.8%
PT Faculty	2.6	7.6%	13.9%	10.1%	12.7%	--	55.7%
FT Faculty	2.3	18.6%	33.9%	11.9%	11.9%	1.7%	22.0%



Section 10 - Institution-Specific Questions

Question 4: Columbia has set fund-raising goals and is successfully implementing them

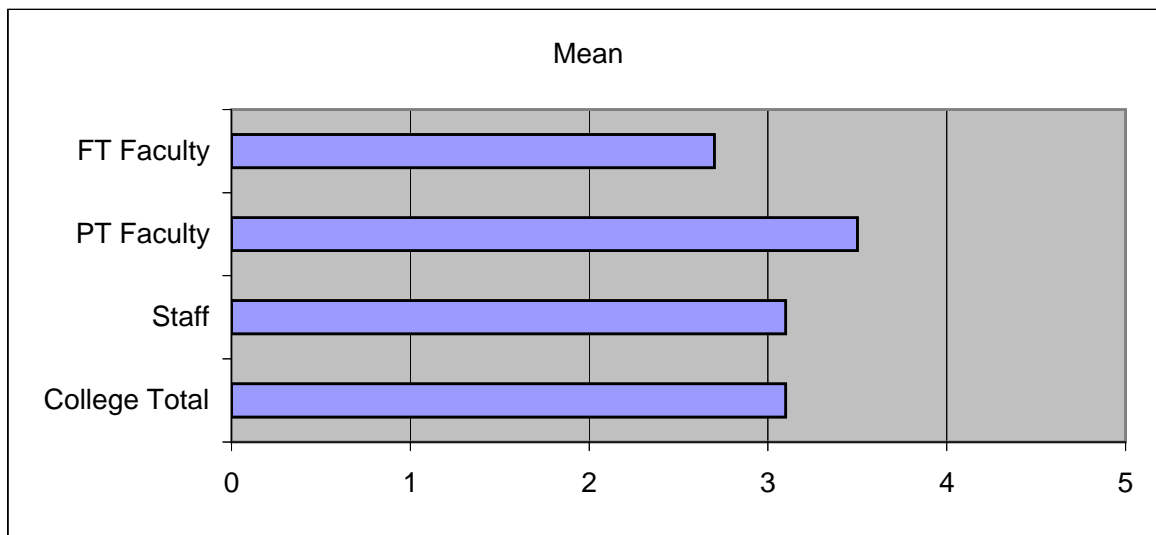
	Mean	1 Strongly Disagree	2 Disagree	3 Neither	4 Agree	5 Strongly Agree	Don't Know
College Total	2.9	7.6%	16.4%	15.2%	18.8%	2.4%	39.6%
Staff	2.9	6.3%	19.6%	17.9%	19.6%	4.5%	32.1%
PT Faculty	3.3	--	5.1%	15.2%	16.5%	--	63.3%
FT Faculty	2.5	20.3%	25.4%	10.2%	20.3%	1.7%	22.0%



Section 10 - Institution-Specific Questions

Question 5: The College has a plan for meeting numerous resource needs of the continued enrollment growth

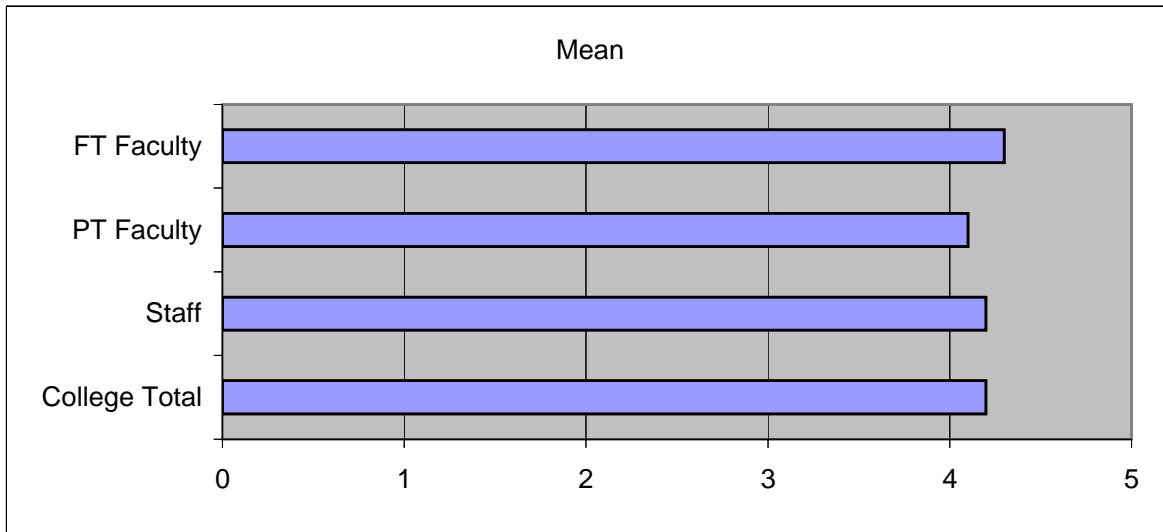
	Mean	1 Strongly Disagree	2 Disagree	3 Neither	4 Agree	5 Strongly Agree	Don't Know
College Total	3.1	4.8%	17.2%	13.2%	28.4%	2.8%	33.2%
Staff	3.1	4.5%	21.4%	13.4%	35.7%	2.7%	21.4%
PT Faculty	3.5	--	7.6%	12.7%	24.1%	3.8%	51.9%
FT Faculty	2.7	11.9%	22.0%	13.6%	20.3%	1.7%	30.5%



Section 10 - Institution-Specific Questions

Question 6: I am able to relate my job responsibilities to the College mission

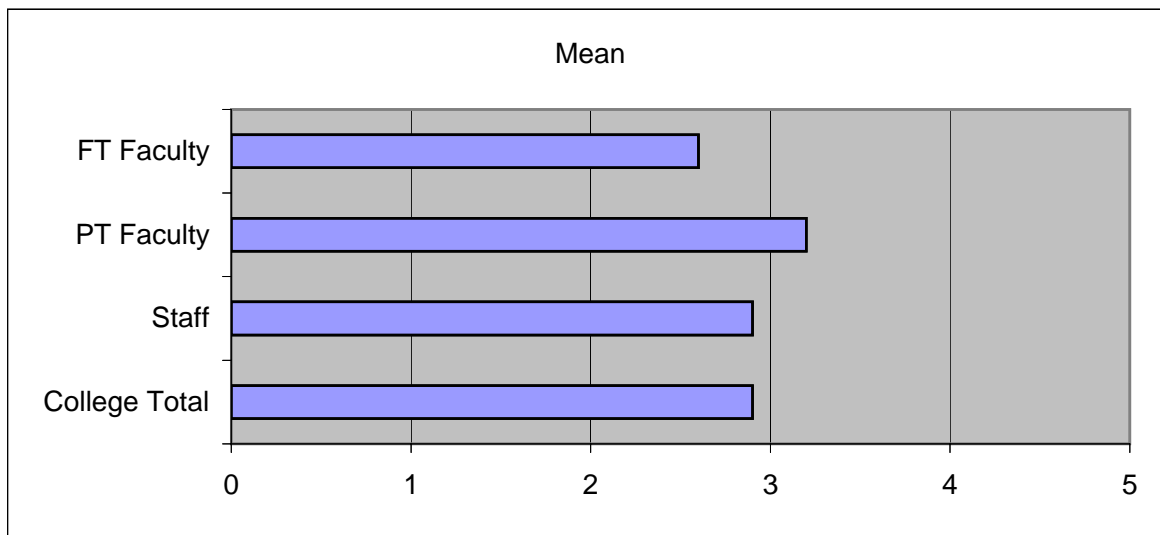
	Mean	1 Strongly Disagree	2 Disagree	3 Neither	4 Agree	5 Strongly Agree	Don't Know
College Total	4.2	0.4%	5.2%	6.8%	48.0%	38.4%	1.2%
Staff	4.2	--	5.4%	7.1%	49.1%	35.7%	2.7%
PT Faculty	4.1	--	6.3%	8.9%	49.4%	35.4%	--
FT Faculty	4.3	1.7%	3.4%	3.4%	44.1%	47.5%	--



Section 10 - Institution-Specific Questions

Question 7: I generally feel that all members of the Columbia community are equal partners in accomplishing the College mission, goals and objectives

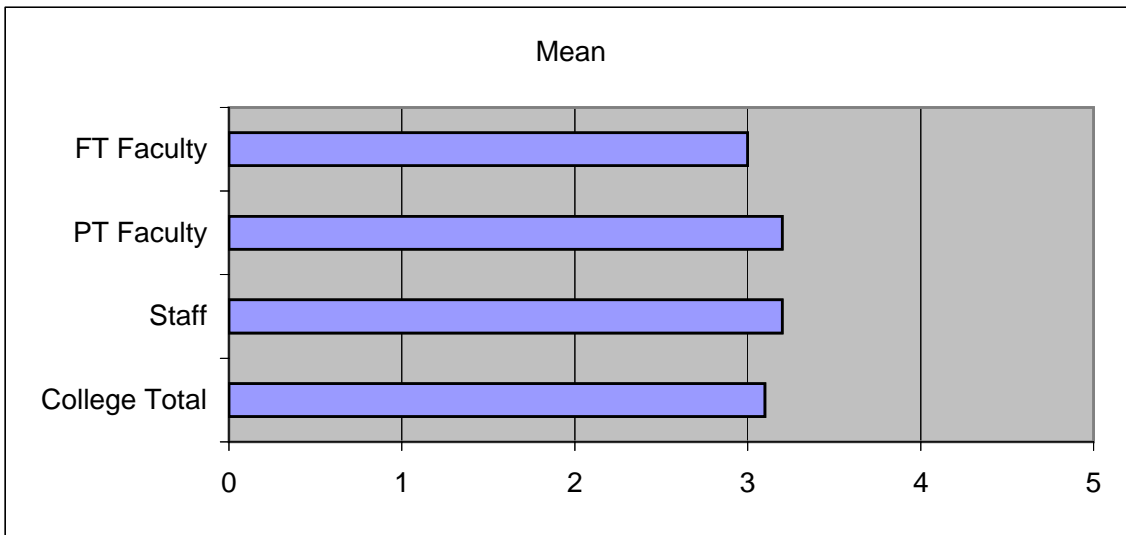
	Mean	1 Strongly Disagree	2 Disagree	3 Neither	4 Agree	5 Strongly Agree	Don't Know
College Total	2.9	14.8%	33.6%	8.8%	30.4%	10.8%	1.6%
Staff	2.9	14.3%	36.6%	5.4%	30.4%	10.7%	2.7%
PT Faculty	3.2	12.7%	25.3%	8.9%	39.2%	13.9%	--
FT Faculty	2.6	18.6%	39.0%	15.3%	18.6%	6.8%	1.7%



Section 10 - Institution-Specific Questions

Question 8: I feel that my contributions are valued and that there are sufficient opportunities for recognition

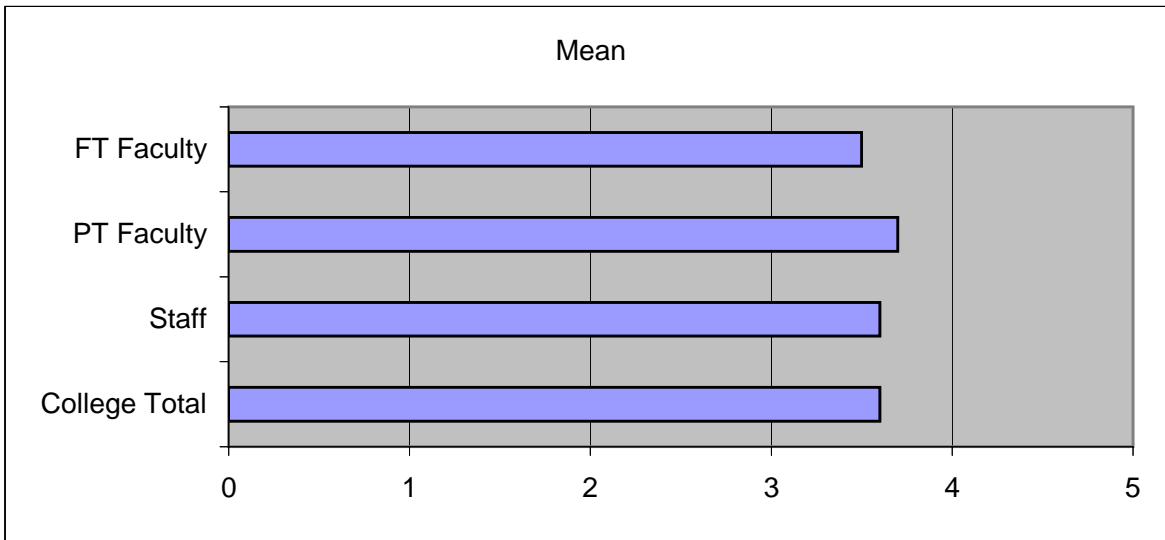
	Mean	1 Strongly Disagree	2 Disagree	3 Neither	4 Agree	5 Strongly Agree	Don't Know
College Total	3.1	9.6%	23.2%	19.6%	38.0%	9.2%	0.4%
Staff	3.2	8.9%	22.3%	18.8%	40.2%	9.8%	--
PT Faculty	3.2	10.1%	19.0%	25.3%	32.9%	12.7%	--
FT Faculty	3.0	10.2%	30.5%	13.6%	40.7%	3.4%	1.7%



Section 10 - Institution-Specific Questions

Question 9: I feel encouraged to be creative and innovative in my job

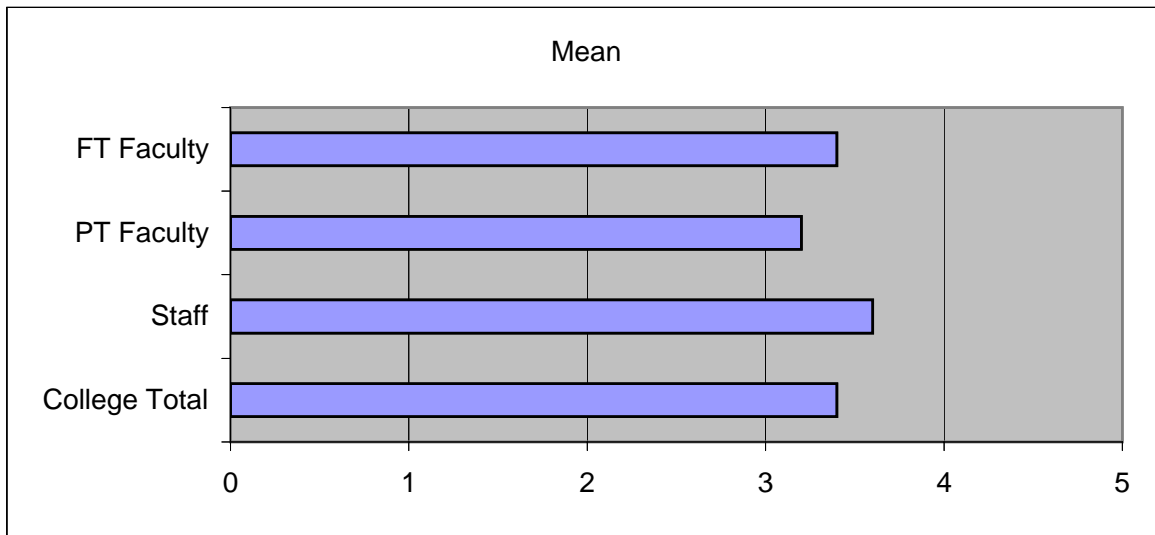
	Mean	1 Strongly Disagree	2 Disagree	3 Neither	4 Agree	5 Strongly Agree	Don't Know
College Total	3.6	6.0%	10.8%	16.0%	46.0%	20.4%	0.8%
Staff	3.6	7.1%	8.9%	16.1%	48.2%	19.6%	--
PT Faculty	3.7	3.8%	10.1%	16.5%	46.8%	21.5%	1.3%
FT Faculty	3.5	6.8%	15.3%	15.3%	40.7%	20.3%	1.7%



Section 10 - Institution-Specific Questions

Question 10: My professional knowledge and the information I gather are utilized by others to inform their decision-making and improvement efforts

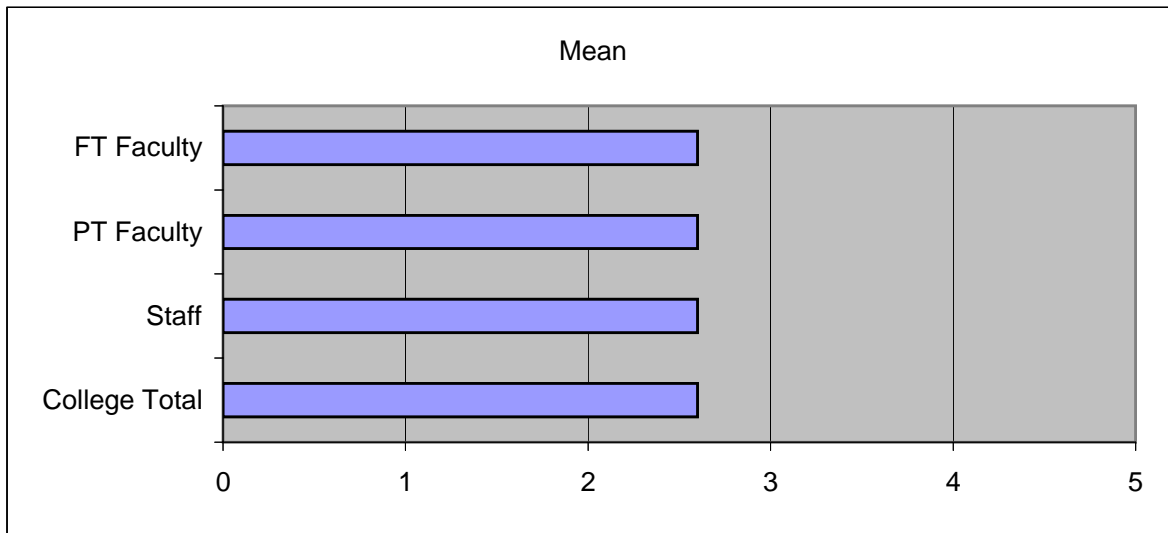
	Mean	1 Strongly Disagree	2 Disagree	3 Neither	4 Agree	5 Strongly Agree	Don't Know
College Total	3.4	6.0%	15.6%	19.2%	42.0%	12.4%	4.4%
Staff	3.6	4.5%	13.4%	19.6%	44.6%	16.1%	1.8%
PT Faculty	3.2	10.1%	16.5%	19.0%	35.4%	8.9%	8.9%
FT Faculty	3.4	3.4%	18.6%	18.6%	45.8%	10.2%	3.4%



Section 10 - Institution-Specific Questions

Question 11: Departments across the College collaborate well with one another to create a truly student-centered organization

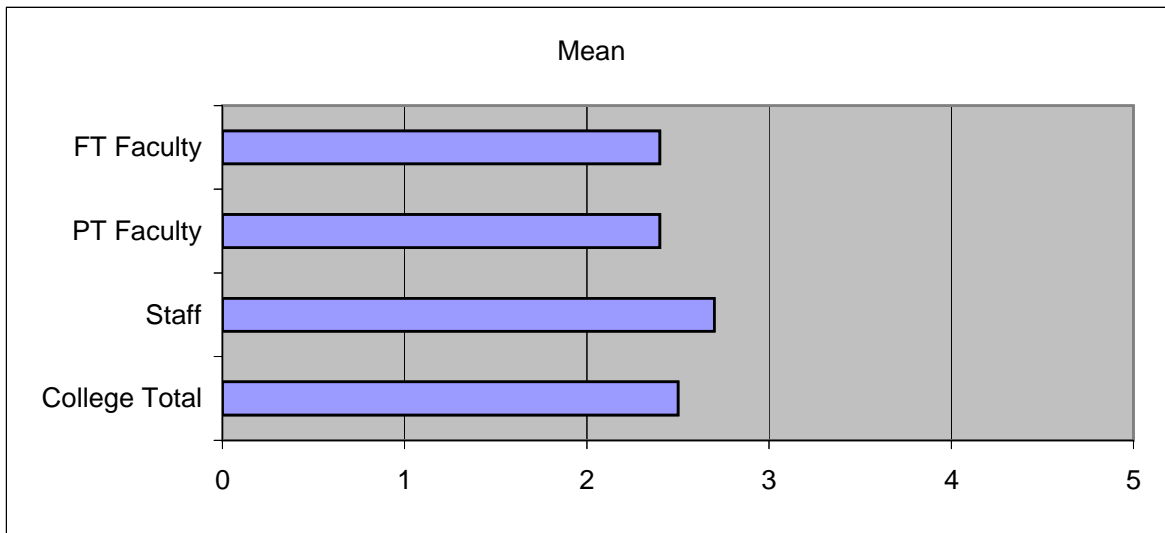
	Mean	1 Strongly Disagree	2 Disagree	3 Neither	4 Agree	5 Strongly Agree	Don't Know
College Total	2.6	15.2%	32.8%	22.0%	20.8%	2.0%	7.2%
Staff	2.6	17.0%	33.9%	19.6%	23.2%	2.7%	3.6%
PT Faculty	2.6	15.2%	30.4%	17.7%	22.8%	--	13.9%
FT Faculty	2.6	11.9%	33.9%	32.2%	13.6%	3.4%	5.1%



Section 10 - Institution-Specific Questions

Question 12: I feel that I have adequate opportunities to participate in the College's resource allocation and decision-making process

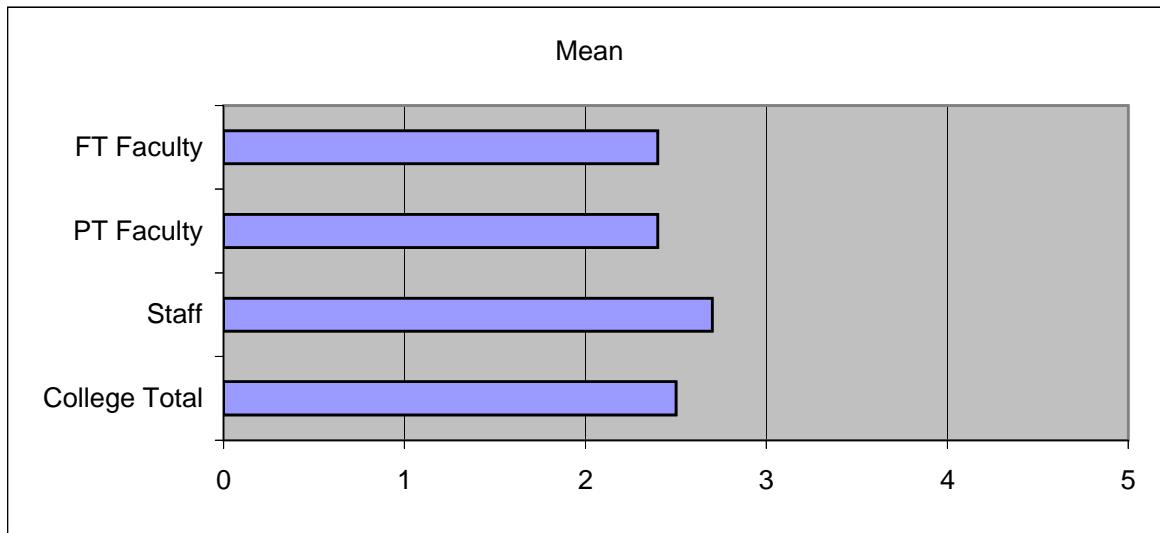
	Mean	1 Strongly Disagree	2 Disagree	3 Neither	4 Agree	5 Strongly Agree	Don't Know
College Total	2.5	16.4%	36.4%	20.4%	17.2%	4.0%	5.6%
Staff	2.7	14.3%	33.0%	22.3%	21.4%	4.5%	4.5%
PT Faculty	2.4	17.7%	38.0%	17.7%	13.9%	3.8%	8.9%
FT Faculty	2.4	18.6%	40.7%	20.3%	13.6%	3.4%	3.4%



Section 10 - Institution-Specific Questions

Question 13: The College has appropriate mechanisms for including student feedback in its resource allocation and decision-making process

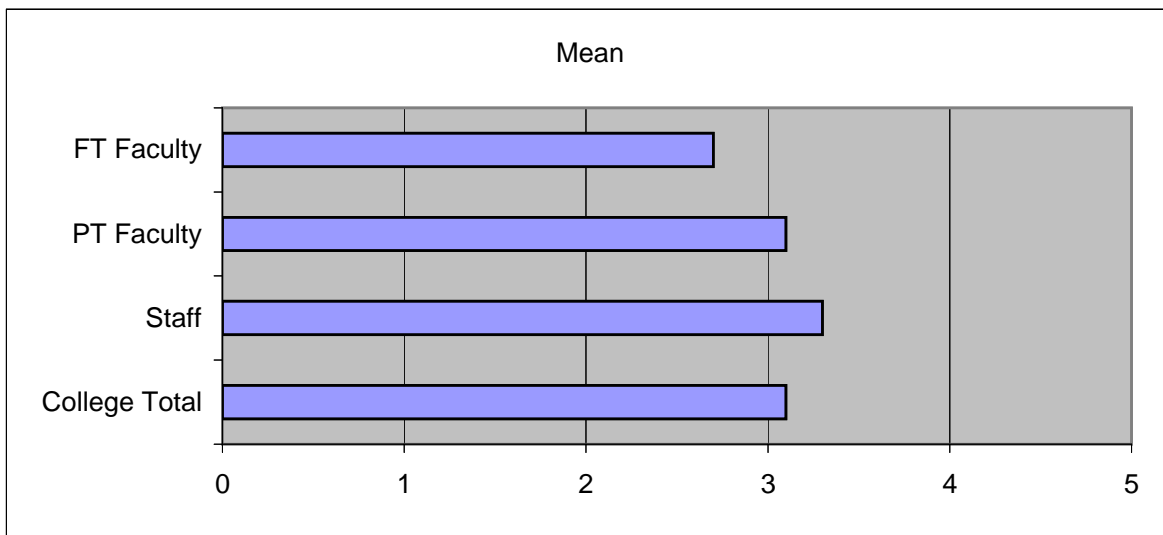
	Mean	1 Strongly Disagree	2 Disagree	3 Neither	4 Agree	5 Strongly Agree	Don't Know
College Total	2.5	16.4%	36.4%	20.4%	17.2%	4.0%	5.6%
Staff	2.7	14.3%	33.0%	22.3%	21.4%	4.5%	4.5%
PT Faculty	2.4	17.7%	38.0%	17.7%	13.9%	3.8%	8.9%
FT Faculty	2.4	18.6%	40.7%	20.3%	13.6%	3.4%	3.4%



Section 10 - Institution-Specific Questions

Question 14: The top leadership of the College is effectively leading faculty and staff to successfully accomplish the Columbia 2010 goals

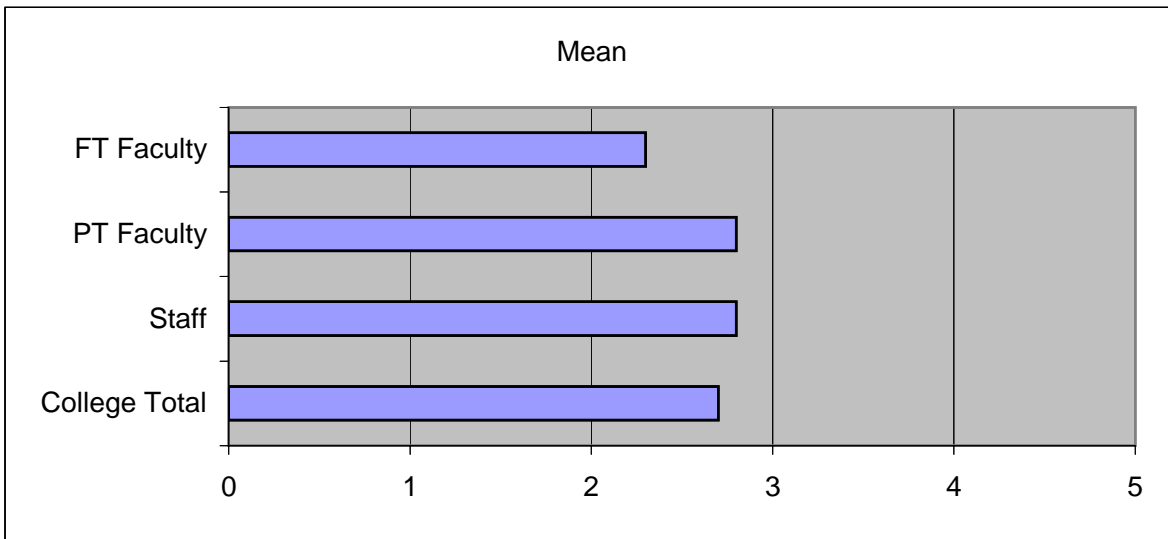
	Mean	1 Strongly Disagree	2 Disagree	3 Neither	4 Agree	5 Strongly Agree	Don't Know
College Total	3.1	6.0%	22.4%	15.6%	26.8%	6.0%	23.2%
Staff	3.3	3.6%	20.5%	16.1%	36.6%	6.3%	17.0%
PT Faculty	3.1	3.8%	17.7%	20.3%	21.5%	3.8%	32.9%
FT Faculty	2.7	13.6%	32.2%	8.5%	15.3%	8.5%	22.0%



Section 10 - Institution-Specific Questions

Question 15: The lines of communication between the top leadership of the College and other constituencies (faculty, staff, and students) are effective

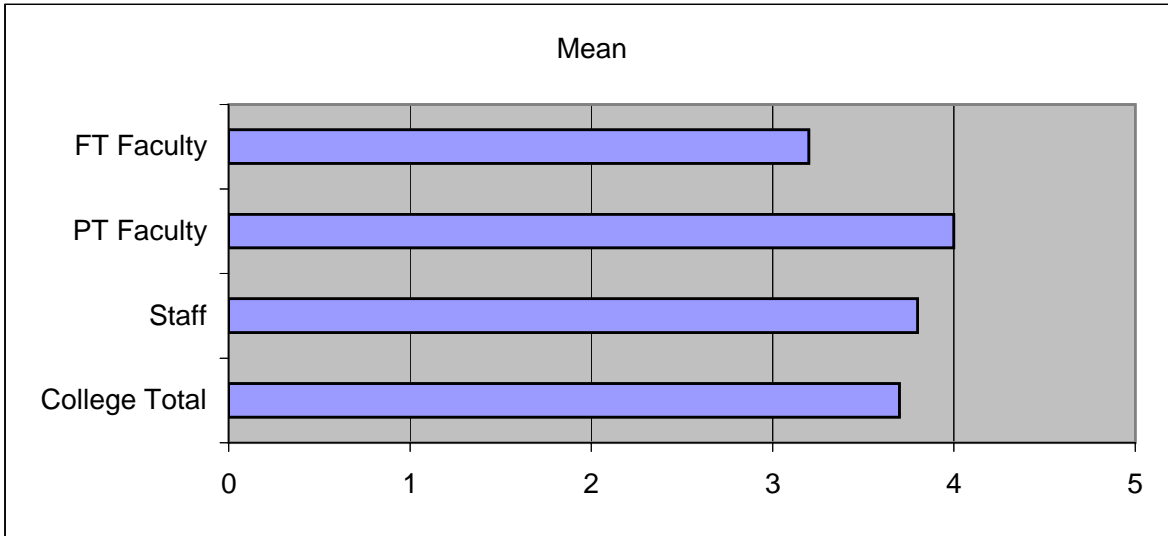
	Mean	1 Strongly Disagree	2 Disagree	3 Neither	4 Agree	5 Strongly Agree	Don't Know
College Total	2.7	14.0%	27.6%	22.0%	21.2%	3.2%	5.2%
Staff	2.8	11.6%	26.8%	17.0%	27.7%	3.6%	4.5%
PT Faculty	2.8	8.9%	27.8%	30.4%	19.0%	3.8%	6.3%
FT Faculty	2.3	25.4%	28.8%	20.3%	11.9%	1.7%	5.1%



Section 10 - Institution-Specific Questions

Question 16: Marketing and recruitment efforts continue to attract a diverse student body

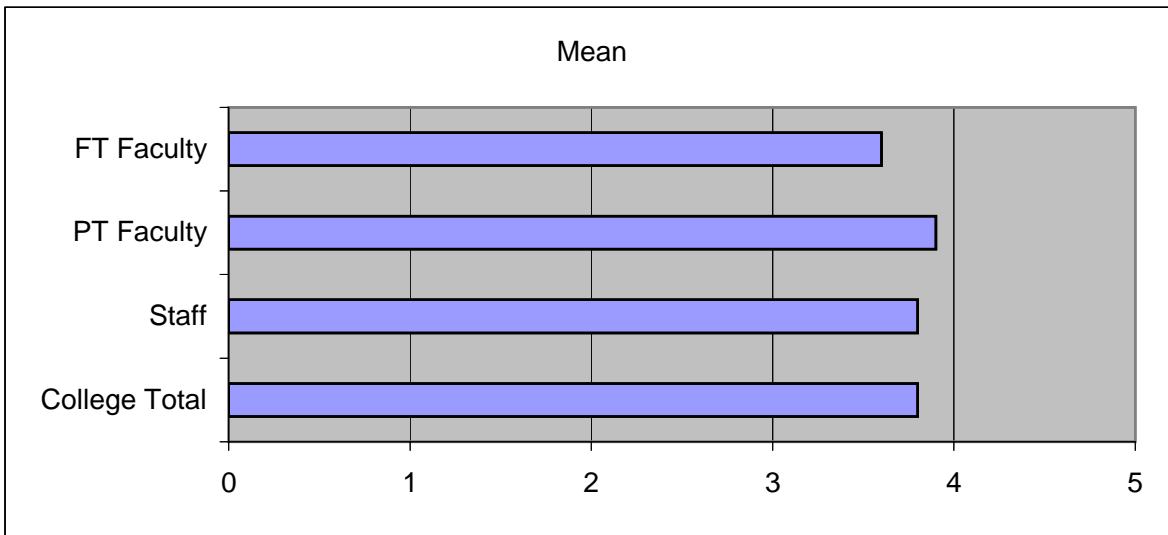
	Mean	1 Strongly Disagree	2 Disagree	3 Neither	4 Agree	5 Strongly Agree	Don't Know
College Total	3.7	2.0%	11.6%	10.4%	47.6%	14.4%	7.2%
Staff	3.8	0.9%	8.9%	12.5%	47.3%	13.4%	8.0%
PT Faculty	4.0	--	5.1%	10.1%	50.6%	20.3%	10.1%
FT Faculty	3.2	6.8%	25.4%	6.8%	44.1%	8.5%	1.7%



Section 10 - Institution-Specific Questions

Question 17: Marketing initiatives are helping the College to build a desired reputation and visibility

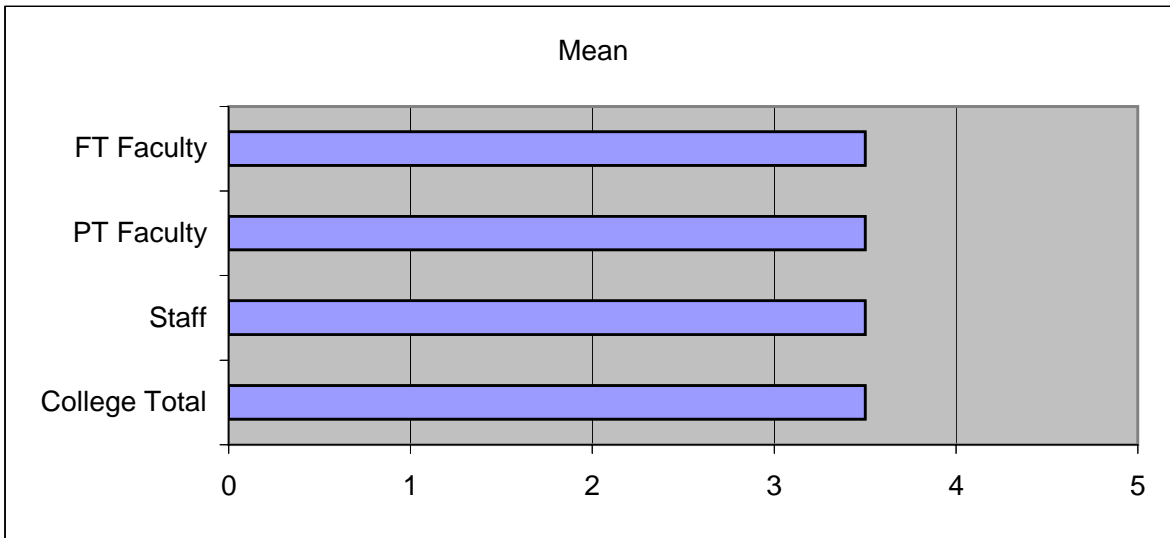
	Mean	1 Strongly Disagree	2 Disagree	3 Neither	4 Agree	5 Strongly Agree	Don't Know
College Total	3.8	1.2%	6.8%	14.8%	46.0%	14.0%	10.4%
Staff	3.8	0.9%	7.1%	16.1%	41.1%	14.3%	11.6%
PT Faculty	3.9	--	5.1%	12.7%	51.9%	16.5%	10.1%
FT Faculty	3.6	3.4%	8.5%	15.3%	47.5%	10.2%	8.5%



Section 10 - Institution-Specific Questions

Question 18: Students, faculty, staff, and visitors feel safe on campus

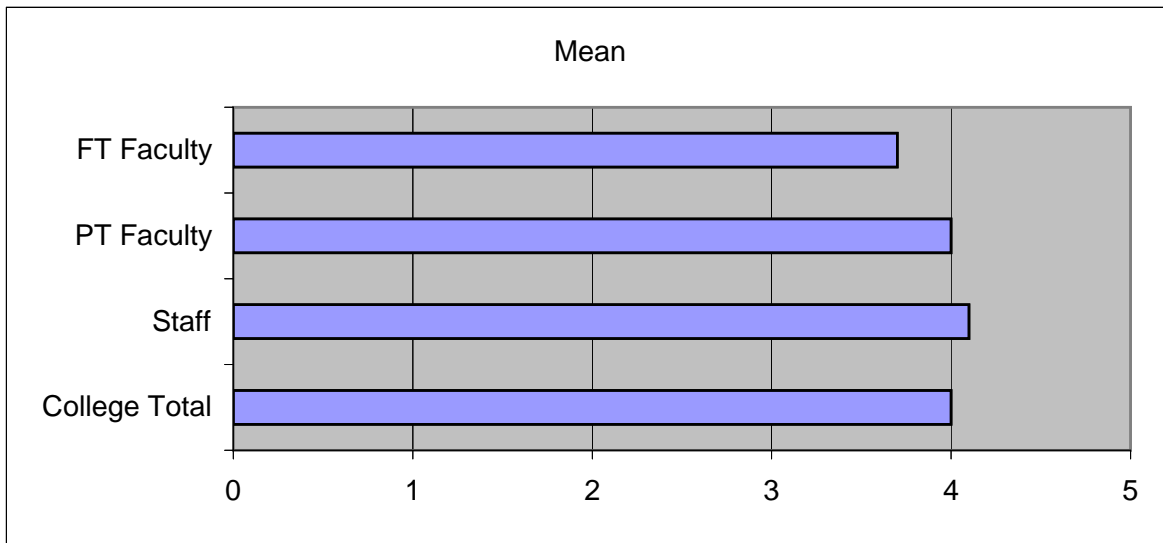
	Mean	1 Strongly Disagree	2 Disagree	3 Neither	4 Agree	5 Strongly Agree	Don't Know
College Total	3.5	2.4%	13.2%	15.6%	47.6%	8.8%	5.6%
Staff	3.5	3.6%	11.6%	13.4%	50.0%	8.0%	4.5%
PT Faculty	3.5	1.3%	15.2%	17.7%	45.6%	10.1%	6.3%
FT Faculty	3.5	1.7%	13.6%	16.9%	45.8%	8.5%	6.8%



Section 10 - Institution-Specific Questions

Question 19: The establishment of a student center should be among the top priorities in the campus facility planning

	Mean	1 Strongly Disagree	2 Disagree	3 Neither	4 Agree	5 Strongly Agree	Don't Know
College Total	4.0	2.4%	6.8%	14.4%	31.6%	32.0%	6.0%
Staff	4.1	2.7%	4.5%	11.6%	27.7%	38.4%	6.3%
PT Faculty	4.0	1.3%	6.3%	16.5%	36.7%	29.1%	6.3%
FT Faculty	3.7	3.4%	11.9%	16.9%	32.2%	23.7%	5.1%



Section 10 - Institution-Specific Questions

Question 20: The College's climate/energy is conducive to achieving its stated mission, goals, and objectives

	Mean	1 Strongly Disagree	2 Disagree	3 Neither	4 Agree	5 Strongly Agree	Don't Know
College Total	3.6	2.0%	12.4%	18.4%	45.6%	10.8%	4.0%
Staff	3.7	--	9.8%	16.1%	49.1%	11.6%	4.5%
PT Faculty	3.6	2.5%	12.7%	17.7%	49.4%	10.1%	3.8%
FT Faculty	3.3	5.1%	16.9%	23.7%	33.9%	10.2%	3.4%

