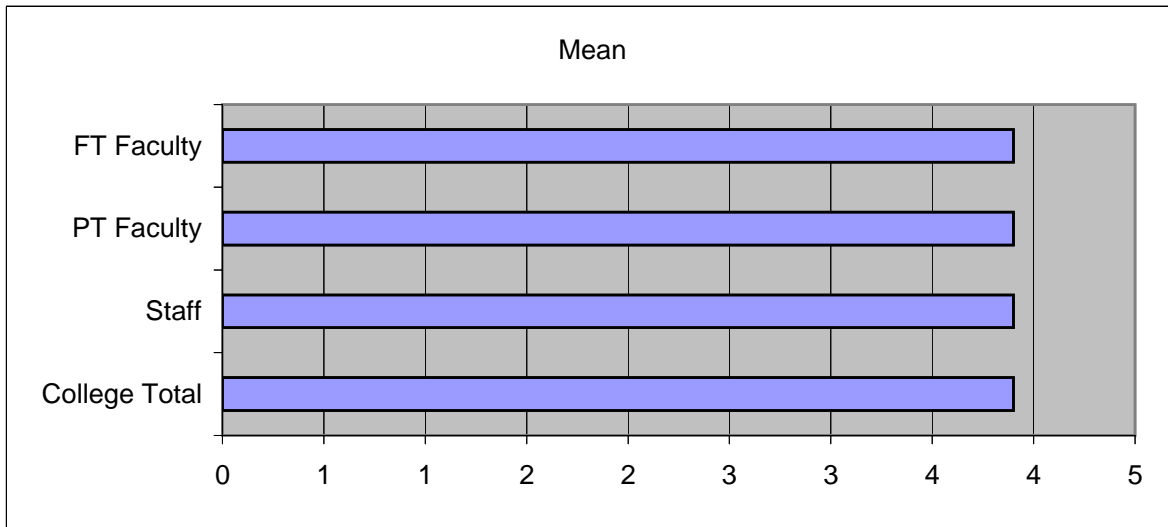


Section 3 - Institutional Strategy

Question 1: We are broadening the range of our academic programs

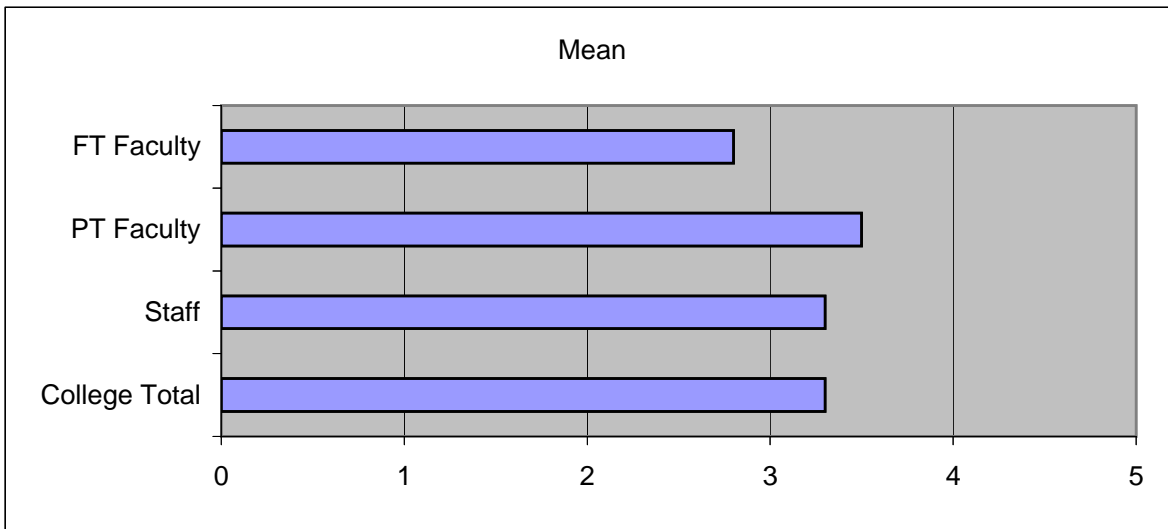
	Mean	1 Strongly Disagree	2 Disagree	3 Neither	4 Agree	5 Strongly Agree	Don't Know
College Total	3.9	0.4%	6.8%	11.2%	64.8%	15.2%	1.6%
Staff	3.9	--	7.1%	8.9%	69.6%	12.5%	1.8%
PT Faculty	3.9	1.3%	7.8%	6.3%	67.1%	15.2%	2.5%
FT Faculty	3.9	--	5.1%	22.0%	52.5%	20.3%	--



Section 3 - Institutional Strategy

Question 2: We are changing the composition of our student body, making it more diverse

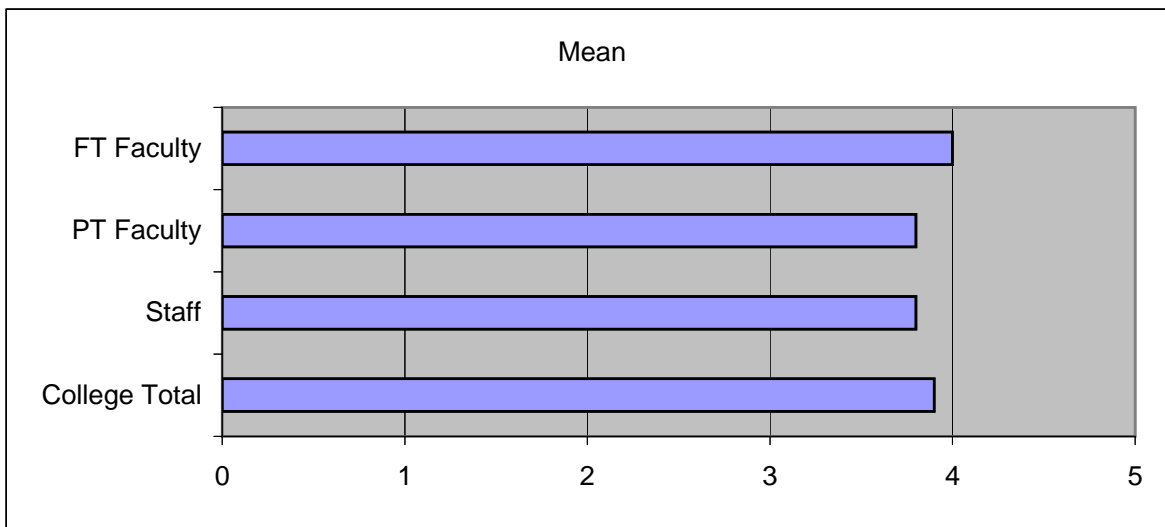
	Mean	1 Strongly Disagree	2 Disagree	3 Neither	4 Agree	5 Strongly Agree	Don't Know
College Total	3.3	4.8%	24.0%	21.2%	36.4%	10.8%	2.8%
Staff	3.3	3.6%	25.0%	18.8%	42.0%	8.0%	2.7%
PT Faculty	3.5	1.3%	13.9%	26.6%	35.4%	17.7%	5.1%
FT Faculty	2.8	11.9%	35.6%	18.6%	27.1%	6.8%	--



Section 3 - Institutional Strategy

Question 3: We are increasing the investment of the college in functions that deal with external people (admissions, development, government relations, and others)

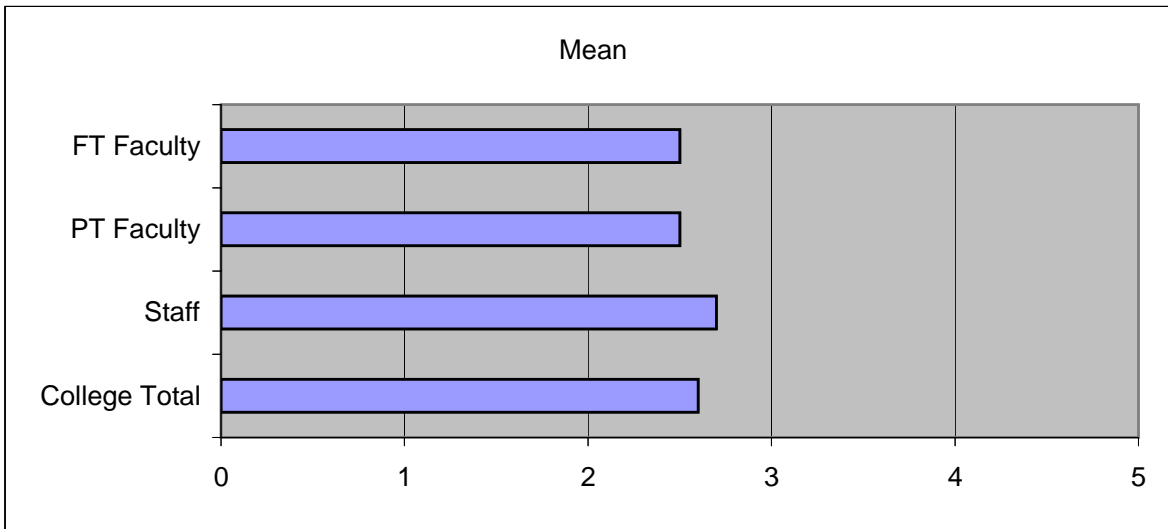
	Mean	1 Strongly Disagree	2 Disagree	3 Neither	4 Agree	5 Strongly Agree	Don't Know
College Total	3.9	1.6%	4.4%	10.0%	46.8%	12.8%	24.0%
Staff	3.8	2.7%	5.4%	8.0%	54.5%	11.6%	17.0%
PT Faculty	3.8	--	1.3%	13.9%	38.0%	6.3%	40.5%
FT Faculty	4.0	1.7%	6.8%	8.5%	44.1%	23.7%	15.3%



Section 3 - Institutional Strategy

Question 4: Our institution tries to insulate itself from pressures in the environment

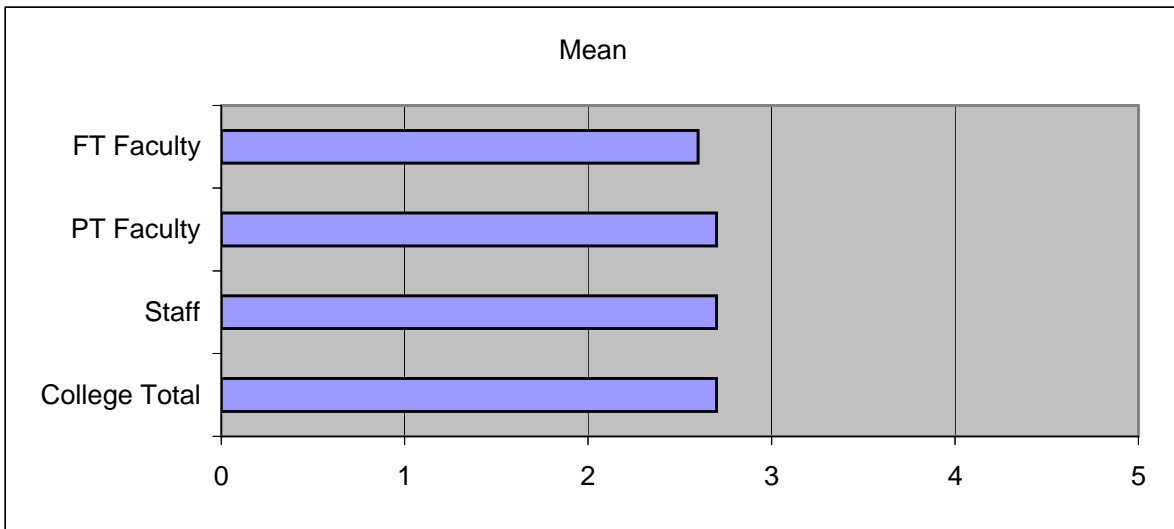
	Mean	1 Strongly Disagree	2 Disagree	3 Neither	4 Agree	5 Strongly Agree	Don't Know
College Total	2.6	4.0%	33.2%	24.4%	10.8%	0.4%	26.8%
Staff	2.7	2.7%	33.9%	26.8%	14.3%	--	21.4%
PT Faculty	2.5	5.1%	27.8%	25.3%	7.6%	--	34.2%
FT Faculty	2.5	5.1%	39.0%	18.6%	8.5%	1.7%	27.1%



Section 3 - Institutional Strategy

Question 5: This institution tries new activities or policies, but not until others have found them successful

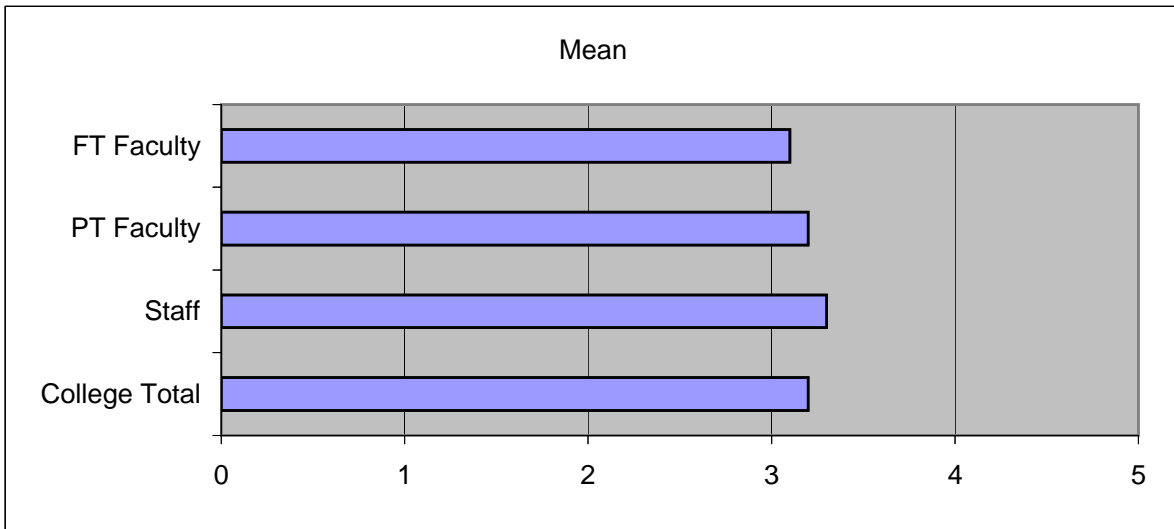
	Mean	1 Strongly Disagree	2 Disagree	3 Neither	4 Agree	5 Strongly Agree	Don't Know
College Total	2.7	5.6%	32.8%	20.4%	14.4%	2.0%	23.6%
Staff	2.7	5.4%	32.1%	19.6%	16.1%	1.8%	23.2%
PT Faculty	2.7	6.3%	27.8%	17.7%	16.5%	1.3%	29.1%
FT Faculty	2.6	5.1%	40.7%	25.4%	8.5%	3.4%	16.9%



Section 3 - Institutional Strategy

Question 6: Our institution is likely to be the first to try new activities or policies

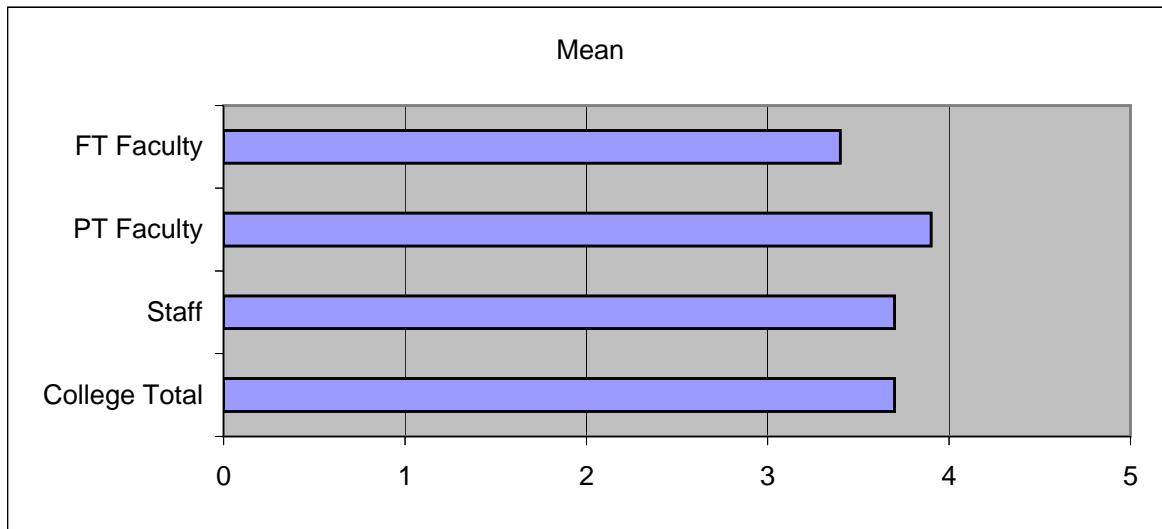
	Mean	1 Strongly Disagree	2 Disagree	3 Neither	4 Agree	5 Strongly Agree	Don't Know
College Total	3.2	3.6%	24.8%	14.8%	36.4%	6.8%	13.6%
Staff	3.3	0.9%	25.0%	12.5%	41.1%	5.4%	15.2%
PT Faculty	3.2	3.8%	22.8%	20.3%	32.9%	6.3%	13.9%
FT Faculty	3.1	8.5%	27.1%	11.9%	32.2%	10.2%	10.2%



Section 3 - Institutional Strategy

Question 7: Our top administrators educate outsiders about the value of the institution to help them realize its importance

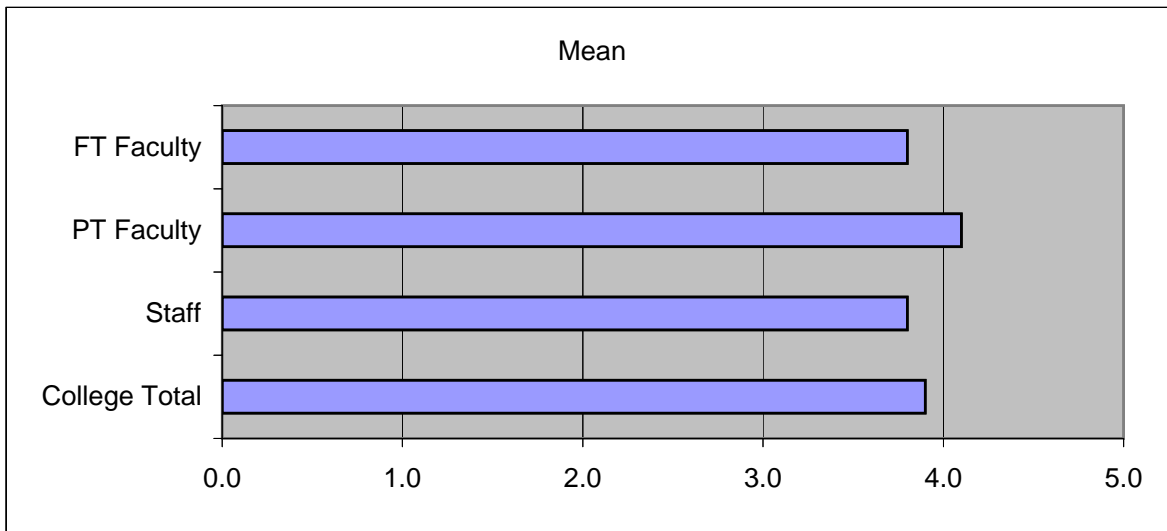
	Mean	1 Strongly Disagree	2 Disagree	3 Neither	4 Agree	5 Strongly Agree	Don't Know
College Total	3.7	2.8%	8.4%	8.8%	52.0%	8.0%	20.0%
Staff	3.7	2.7%	7.1%	8.9%	57.1%	7.1%	17.0%
PT Faculty	3.9	1.3%	2.5%	8.9%	49.4%	7.6%	30.4%
FT Faculty	3.4	5.1%	18.6%	8.5%	45.8%	10.2%	11.9%



Section 3 - Institutional Strategy

Question 8: Our institution tends to do more of what it does well, to expand in areas where we have expertise

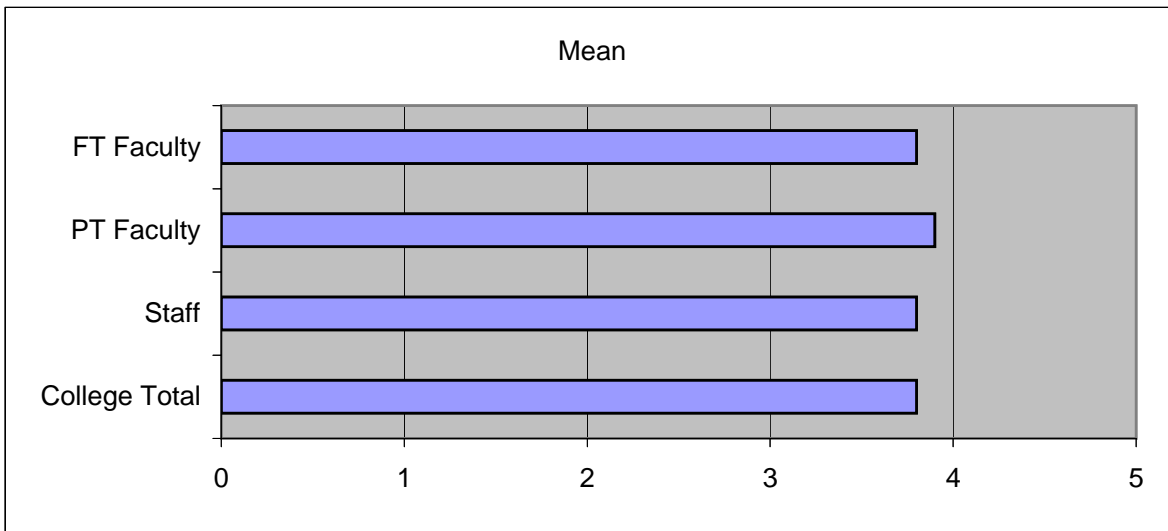
	Mean	1 Strongly Disagree	2 Disagree	3 Neither	4 Agree	5 Strongly Agree	Don't Know
College Total	3.9	0.4%	6.4%	12.8%	56.0%	17.2%	7.2%
Staff	3.8	0.9%	7.1%	14.3%	54.5%	14.3%	8.9%
PT Faculty	4.1	--	2.5%	11.4%	58.2%	21.5%	6.3%
FT Faculty	3.8	--	10.2%	11.9%	55.9%	16.9%	5.1%



Section 3 - Institutional Strategy

Question 9: This institution usually tries to expand the scope of its academic offerings and activities

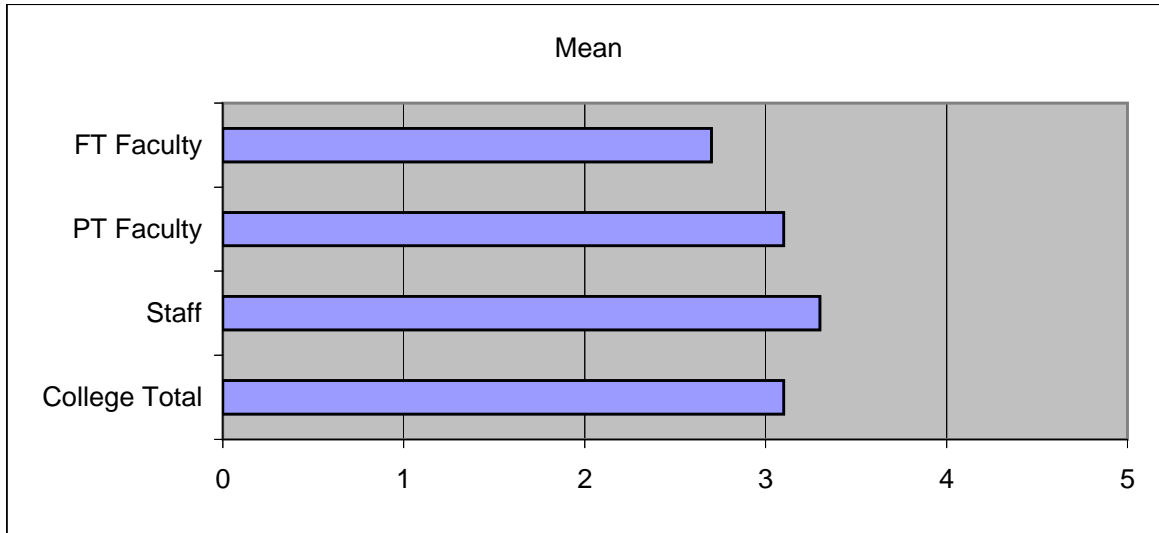
	Mean	1 Strongly Disagree	2 Disagree	3 Neither	4 Agree	5 Strongly Agree	Don't Know
College Total	3.8	0.8%	6.0%	12.0%	64.4%	11.6%	4.8%
Staff	3.8	--	7.1%	9.8%	69.6%	8.0%	4.5%
PT Faculty	3.9	1.3%	5.1%	12.7%	59.5%	16.5%	5.1%
FT Faculty	3.8	1.7%	5.1%	15.3%	61.0%	11.9%	5.1%



Section 3 - Institutional Strategy

Question 10: We are increasing the quality of the individuals in top administrative positions

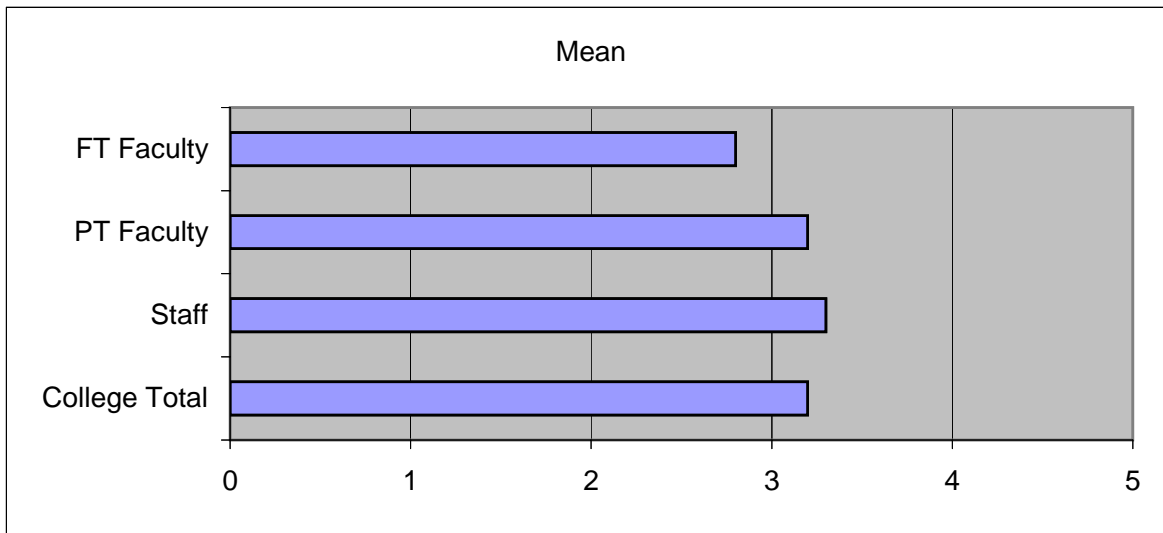
	Mean	1 Strongly Disagree	2 Disagree	3 Neither	4 Agree	5 Strongly Agree	Don't Know
College Total	3.1	6.8%	16.4%	21.2%	23.6%	6.8%	25.2%
Staff	3.3	7.1%	13.4%	19.6%	31.3%	10.7%	17.9%
PT Faculty	3.1	--	16.5%	20.3%	19.0%	2.5%	41.8%
FT Faculty	2.7	15.3%	22.0%	25.4%	15.3%	5.1%	16.9%



Section 3 - Institutional Strategy

Question 11: Top administrators emphasize finding new money, more so than saving money, for a balanced budget

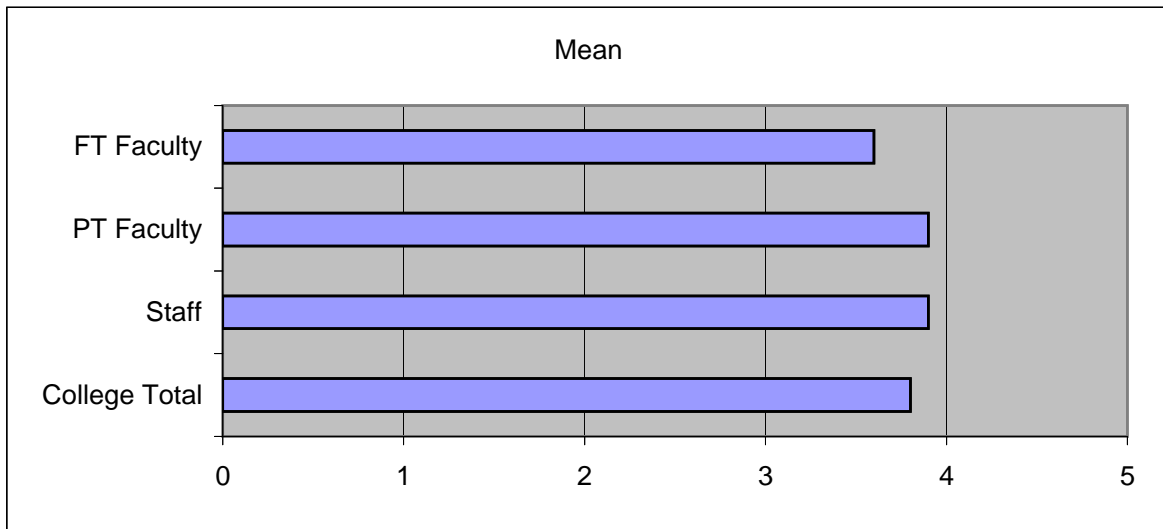
	Mean	1 Strongly Disagree	2 Disagree	3 Neither	4 Agree	5 Strongly Agree	Don't Know
College Total	3.2	6.4%	16.0%	17.2%	24.4%	8.4%	27.6%
Staff	3.3	3.6%	17.9%	20.5%	28.6%	11.6%	17.9%
PT Faculty	3.2	3.8%	6.3%	17.7%	17.7%	3.8%	50.6%
FT Faculty	2.8	15.3%	25.4%	10.2%	25.4%	8.5%	15.3%



Section 3 - Institutional Strategy

Question 12: Our top administrative team has developed multi-year strategies to achieve long-term institutional objectives

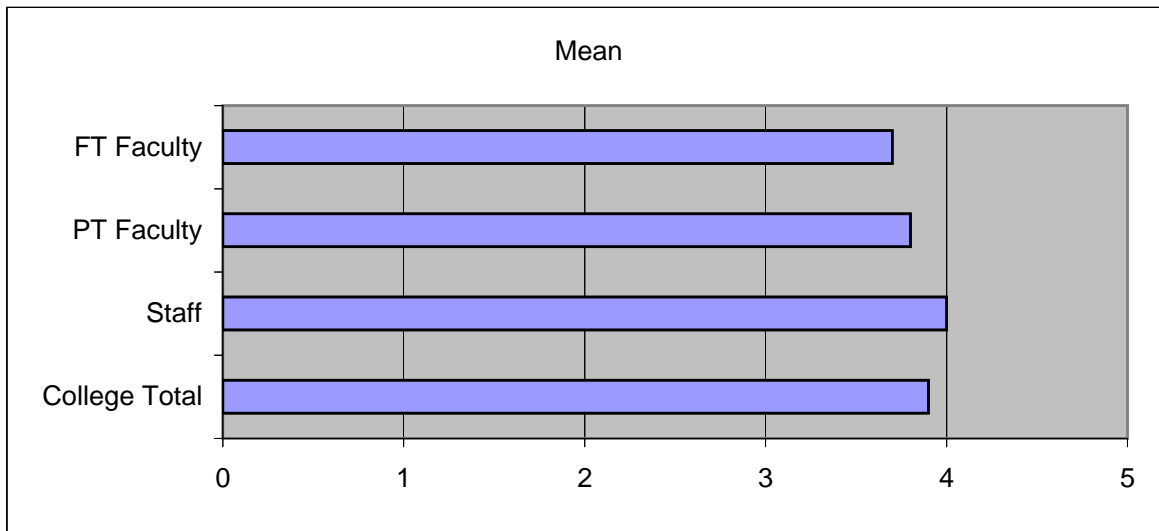
	Mean	1 Strongly Disagree	2 Disagree	3 Neither	4 Agree	5 Strongly Agree	Don't Know
College Total	3.8	2.4%	5.2%	11.6%	46.8%	14.8%	18.8%
Staff	3.9	1.8%	3.6%	12.5%	50.9%	17.0%	14.3%
PT Faculty	3.9	1.3%	1.3%	11.4%	45.6%	10.1%	30.4%
FT Faculty	3.6	5.1%	13.6%	10.2%	40.7%	16.9%	11.9%



Section 3 - Institutional Strategy

Question 13: Our top administrative team receives rapid and accurate feedback about enrollment and financial conditions

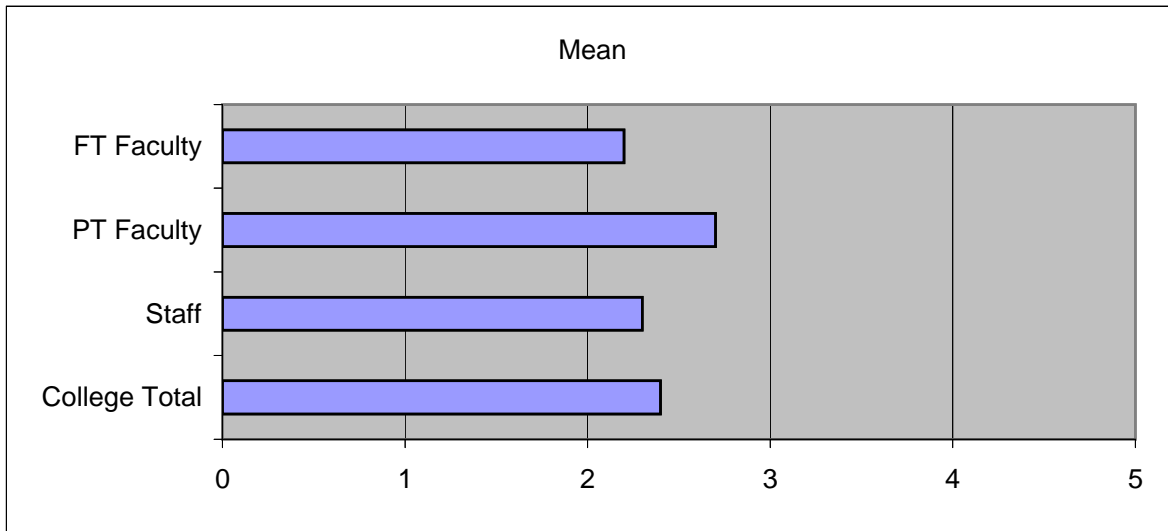
	Mean	1 Strongly Disagree	2 Disagree	3 Neither	4 Agree	5 Strongly Agree	Don't Know
College Total	3.9	1.2%	3.6%	10.8%	36.8%	13.2%	34.4%
Staff	4.0	--	5.4%	7.1%	43.8%	17.0%	26.8%
PT Faculty	3.8	--	3.8%	12.7%	30.4%	8.9%	44.3%
FT Faculty	3.7	5.1%	--	15.3%	32.2%	11.9%	35.6%



Section 3 - Institutional Strategy

Question 14: Our top administrative team provides incentives for conserving resources

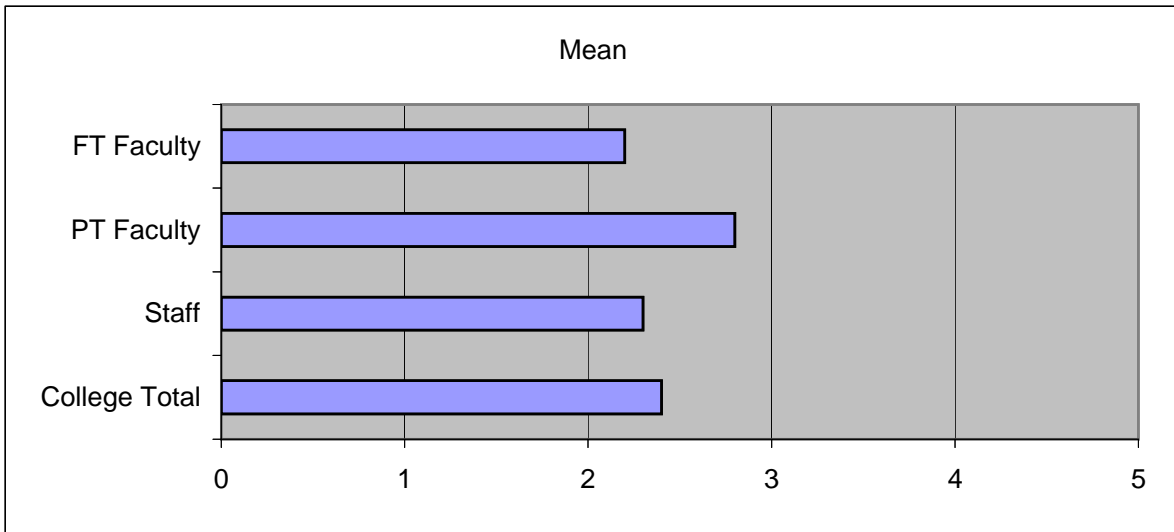
	Mean	1 Strongly Disagree	2 Disagree	3 Neither	4 Agree	5 Strongly Agree	Don't Know
College Total	2.4	14.0%	28.4%	16.4%	10.4%	1.2%	29.2%
Staff	2.3	15.2%	37.5%	12.5%	13.4%	0.9%	20.5%
PT Faculty	2.7	5.1%	17.7%	19.0%	10.1%	--	48.1%
FT Faculty	2.2	23.7%	25.4%	20.3%	5.1%	3.4%	20.3%



Section 3 - Institutional Strategy

Question 15: Our top administrative team provides leadership by example; for instance, they encourage resource conservation by conserving resources, they encourage open communication by communicating openly, etc.

	Mean	1 Strongly Disagree	2 Disagree	3 Neither	4 Agree	5 Strongly Agree	Don't Know
College Total	2.4	19.6%	31.6%	18.0%	14.8%	2.4%	13.6%
Staff	2.3	25.9%	32.1%	15.2%	17.9%	0.9%	8.0%
PT Faculty	2.8	6.3%	24.1%	25.3%	15.2%	3.8%	25.3%
FT Faculty	2.2	25.4%	40.7%	13.6%	8.5%	3.4%	8.5%



Section 3 - Institutional Strategy

Question 16: Our top administrative team sensitizes faculty and staff to unique goals and mission of the institution

	Mean	1 Strongly Disagree	2 Disagree	3 Neither	4 Agree	5 Strongly Agree	Don't Know
College Total	3.2	7.2%	20.8%	21.2%	35.2%	9.2%	6.0%
Staff	3.3	5.4%	19.6%	19.6%	37.5%	10.7%	7.1%
PT Faculty	3.2	6.3%	17.7%	24.1%	35.4%	7.6%	8.9%
FT Faculty	3.0	11.9%	27.1%	20.3%	30.5%	8.5%	--

