



# Navigating in Moodle

Links .....	2
Activities Block .....	4
Jump To Menu .....	5
Breadcrumb Trail.....	6

# Links

Much of what is visible on the Moodle Course Page and Home Page are actual HyperLinks that, when clicked on, will take you to another Moodle page, activity or resource.

In the picture below, all of the items that are shown in gray are live links listed in the course content section. As you can see, pointing and selecting the item will cause it to show as a hyperlink. In this case, clicking on link will take you to the Class Announcements page.

Appropriate credits (mail person, Dean, etc.) will be notified upon successful completion of the course

At any point during the course please feel free to contact us with any questions, concerns, problems or suggestions!

---

Our contact information:

<i>Instructor:</i>	Rebecca Courington	David Noffs
<i>Office:</i>	811 S, 600 S. Michigan	811 S, 600 S. Michigan
<i>Office Phone:</i>	312-369-7334	312-369-7310
<i>Email Address:</i>	rcourington@colum.edu	dnoffs@colum.edu

*Department Information:* Center for Instructional Technology: <http://colum.edu/cit>

**Course Resources**

- [Class Announcements](#)
- Excuse me...Do you know how to?
- Grading/Assignment listing
- Discussion Forum Grading Rubric
- Moodle Glossary

**Before class begins:**

Here's the Class Announcement page - more on the breadcrumb trail a little later -

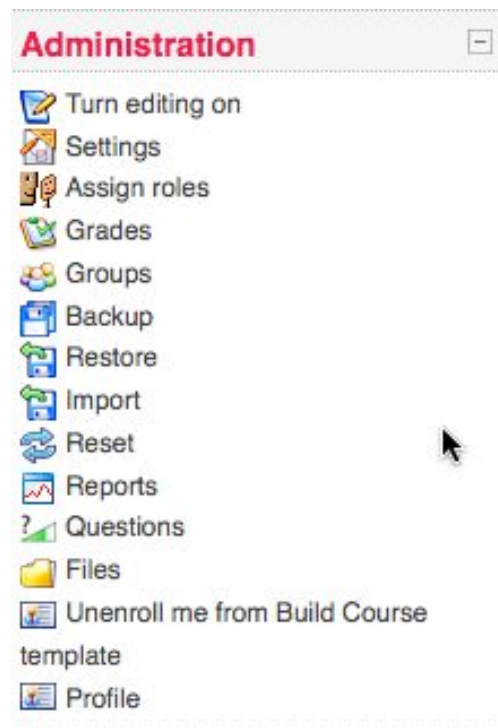
Home > Build Course > Forums > **Class Announcements**

Here's where you communicate

[Add a new topic](#)

Discussion	Started by	Replies	Unread <input checked="" type="checkbox"/>
Week 4 Assignments	David Noffs	0	0
Week 5 Topics	Rebecca Courington	0	0
Week 3 Homework	Rebecca Courington	0	0
Week 2 Canvas Hel...	Rebecca Courington	0	0

Items listed in the blocks on the left - and right-hand columns are also live links.



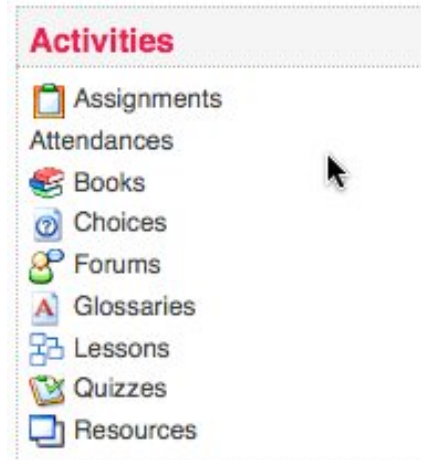
And all of the listings in My Courses are live links. Click on the Course Number and you will be taken directly to that class.



# Activities Block

The Activities Block is a great navigational tool for moving quickly to any resource or activity in your Moodle Class.

For example, clicking on Assignments in the Activities Block will take you to a page that lists all of the Assignments for the course. You can then click on the Assignment Name and view the assignment or click on Submitted and review student work for grading.



Home > Build Course > Assignments

Topic	Name	Assignment type	Due date	Submitted	Grade
1	Assignment 1.1 Complete your user profile	Offline activity	Monday, September 21, 2009, 03:00 PM	View 10 submitted assignments	-
	Assignment 1.2 Add students to your class	Offline activity	Monday, September 21, 2009, 03:00 PM	View 10 submitted assignments	-
	Assignment 1.3 Build out your class	Offline activity	Monday, September 21, 2009, 03:00 PM	View 10 submitted assignments	-
2	Assignment 2.1 Communications	Offline activity	Monday, September 28, 2009, 03:00 PM	View 2 submitted assignments	-
	Assignment 2.2 Build out a week - handouts and web links	Offline activity	Monday, September 28, 2009, 03:00 PM	No attempts have been made on this assignment	-
	Assignment 2.3 Build out your class - Web Pages	Offline activity	Monday, September 28, 2009, 03:00 PM	No attempts have been made on this assignment	-
	Assignment 2.4 Build out your Class - Add a Glossary	Offline activity	Monday, September 28, 2009, 03:00 PM	View 1 submitted assignments	-
3	Assignment 3.1 How do you plan to use Moodle?	Online text	Monday, October 5, 2009, 12:00 PM	View 9 submitted assignments	-
	Assignment 3.2 Create a Discussion Forum	Offline activity	Monday, October 5, 2009, 12:00 PM	View 10 submitted assignments	-

Clicking on Forums would take me to a page that lists all of the Discussion Forums in the class.

Each of the links in the Activities Block works in the same way.

Home > Build Course > Forums

Search for  
Subscribe to all  
Unsubscribe from all

### General forums

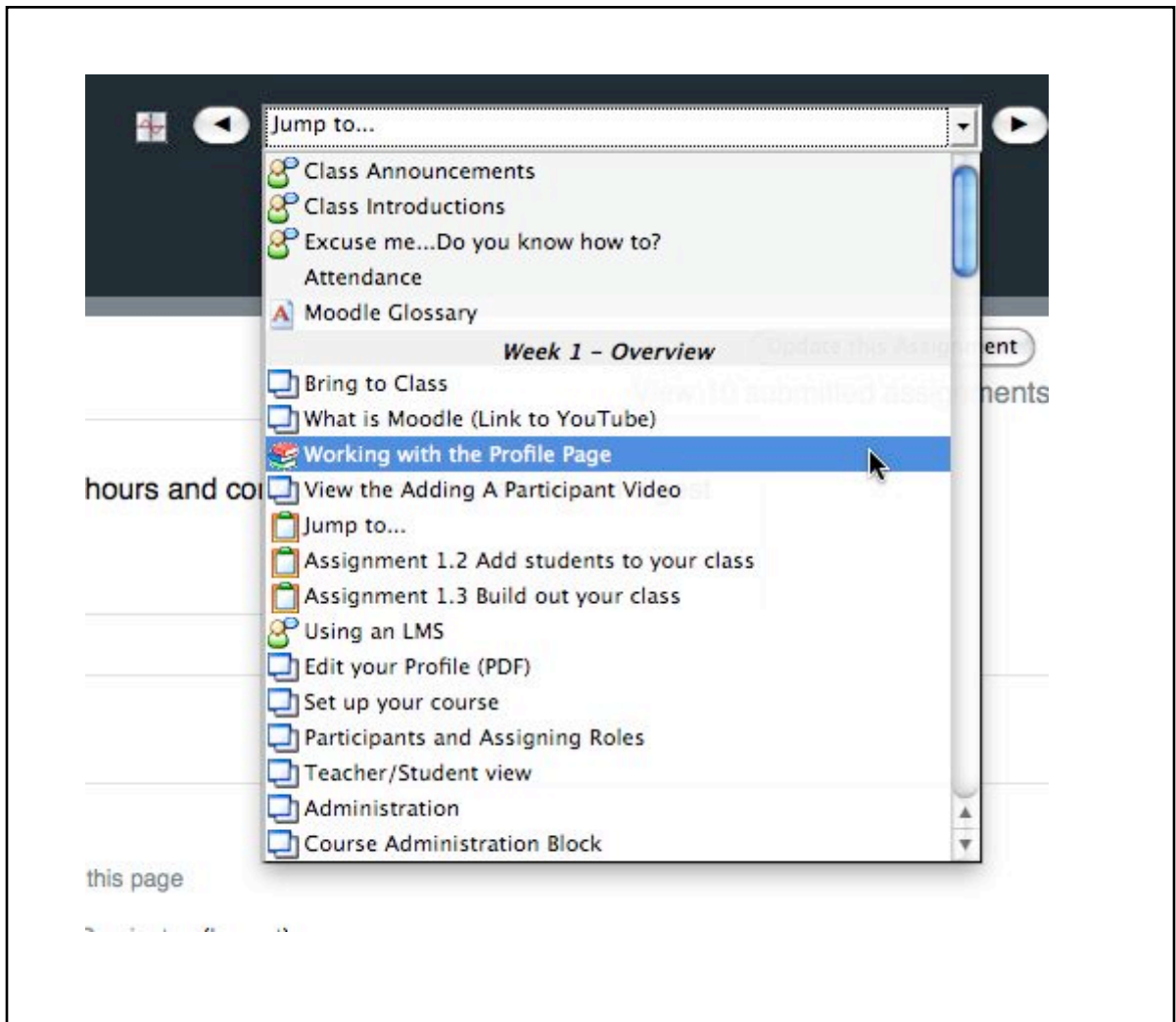
Forum	Description	Discussions	Unread posts	Track	Subscribed
Class Announcements	Here's where you communicate	8	0	<input checked="" type="radio"/> Yes	<input checked="" type="radio"/> Yes
Class Introductions	Please take a moment to briefly introduce yourself to the class. This is a good opportunity for some of the new faculty to get to know folks from some of the other departments. Tell us a little about your background, what department you are teaching in, what classes are you teaching this ...	10	0	<input type="radio"/> Yes	<input checked="" type="radio"/> No
Excuse me...Do you know how to?	Use this forum to post questions and problems you might be having. Can't get a picture to upload - ask the question here and hopefully one of your classmates will reply!	0	0	<input checked="" type="radio"/> Yes	<input checked="" type="radio"/> No

### Learning forums

Section	Forum	Description	Discussions	Unread posts	Track	Subscribed
1	Using an LMS	Please describe your current level of experience using a Learning Management System (OASIS, Moodle, have you used Blackboard or WebCT at another	8	0	<input type="radio"/> Yes	<input checked="" type="radio"/> No

## Jump To Menu

The Jump To Menu, located at the top of the page is a pull-down menu that lists all of the Resources and Activities available in the class, organized by week or topic. Highlight the Resource or Activity to move to that page.

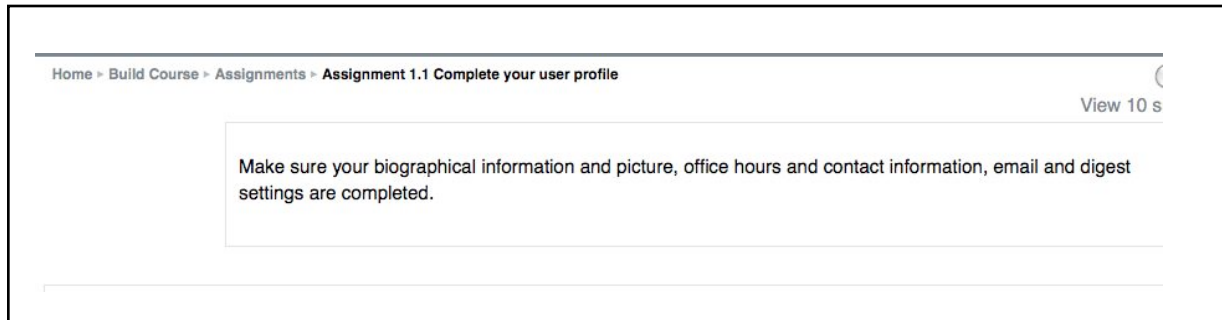


In this case, you would be taken to the “Working with the Profile Page” resource.

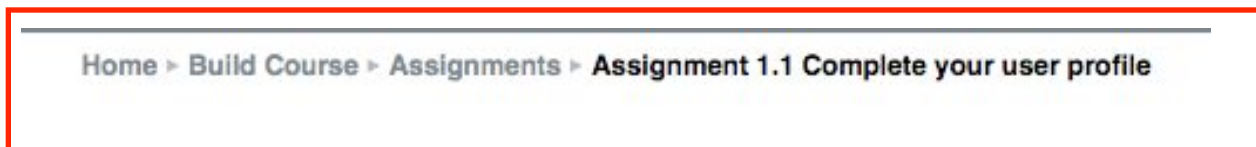
# Breadcrumb Trail

Finally, you can navigate through Moodle using the breadcrumb trail at the top left-hand side of the page.

In this example, we are looking at an Assignment called Assignment 1.1 Complete your user profile.



As you can see, this page is part of the Assignments, in course “Build Course” in the CCC Moodle installation.

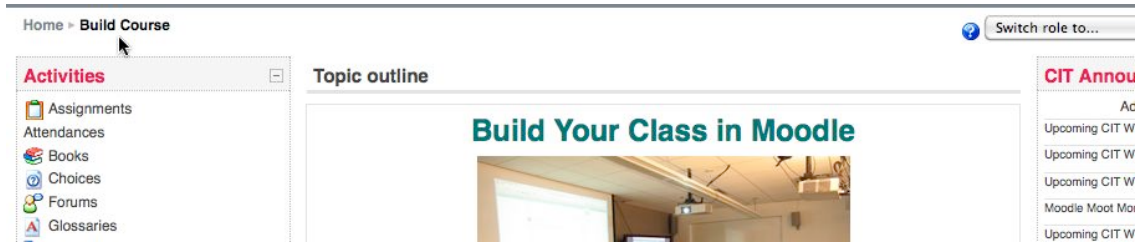


If you click on the Assignments Link, you return to the Assignments page:

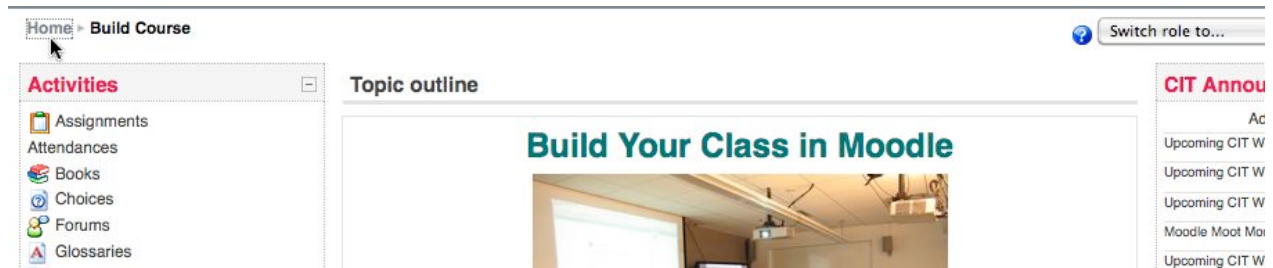
The screenshot shows the Moodle Assignments page. At the top, there is a breadcrumb trail: Home > Build Course > Assignments. Below the breadcrumb trail is a table with the following columns: Topic, Name, Assignment type, Due date, Submitted, and Gr. The table contains three rows of assignments.

Topic	Name	Assignment type	Due date	Submitted	Gr
1	Assignment 1.1 Complete your user profile	Offline activity	Monday, September 21, 2009, 03:00 PM	View 10 submitted assignments	-
	Assignment 1.2 Add students to your class	Offline activity	Monday, September 21, 2009, 03:00 PM	View 10 submitted assignments	-
	Assignment 1.3 Build out your class	Offline activity	Monday, September 21,	View 10 submitted assignments	-

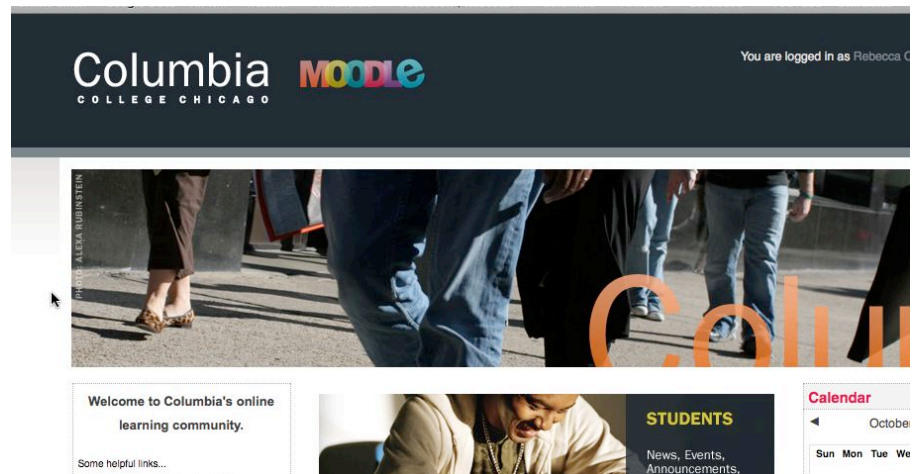
If you click on the Course Name (or number), you return to the Main Course Page:



If you click on Home,



You return to the Main Columbia College Moodle Login page:



So you can use the Breadcrumb Trail to quickly navigate to different pages or sections in Moodle.